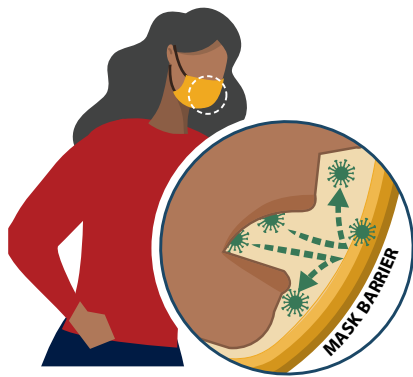
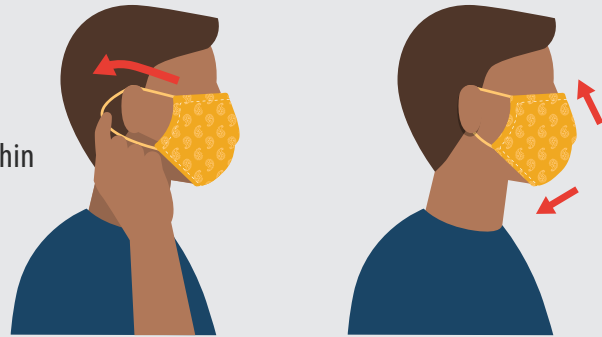


How to Safely Wear and Take Off a Mask

Accessible: <https://www.cdc.gov/coronavirus/2019-ncov/prevent-getting-sick/diy-cloth-face-coverings.html>

WEAR YOUR MASK CORRECTLY

- Wash your hands before putting on your mask
- Put it over your nose and mouth and secure it under your chin
- Try to fit it snugly against the sides of your face
- Make sure you can breathe easily
- Do not place a mask on a child younger than 2




USE A MASK TO HELP PROTECT OTHERS

- Wear a mask over your nose and mouth to help prevent getting and spreading COVID-19
- Wear a mask in public settings when around people who don't live in your household, especially when indoors and when it may be difficult for you to stay six feet apart from people who don't live with you
- Don't put the mask around your neck or up on your forehead
- Don't touch the mask, and, if you do, wash your hands or use hand sanitizer

FOLLOW EVERYDAY HEALTH HABITS

- Stay at least 6 feet away from others
- Avoid contact with people who are sick
- Avoid crowds and places with poor ventilation
- Wash your hands often



TAKE OFF YOUR MASK CAREFULLY, WHEN YOU'RE HOME

- Untie the strings behind your head or stretch the ear loops
- Handle only by the ear loops or ties
- Fold outside corners together
- Place mask in the washing machine
- Wash your hands with soap and water

Personal masks are not surgical masks or N-95 respirators, both of which should be saved for health care workers and other medical first responders.

For instructions on making a mask, see:

[cdc.gov/coronavirus](https://www.cdc.gov/coronavirus)

